


**Summary Institution-Level Pass Rate Data: *Traditional Teacher Preparation Program Within IHE***



**HEOA - Title II  
2018 - 2019 Academic Year**

<b>Institution Name</b>	KANSAS WESLEYAN UNIVERSITY					
<b>Institution Code</b>	6337					
<b>State</b>	Kansas					
				<i>February 3, 2020</i>		
				<b>Statewide</b>		
<b>Group</b>	<b>Number Taking Assessment<sup>1</sup></b>	<b>Number Passing Assessment<sup>2</sup></b>	<b>Institutional Pass Rate</b>	<b>Number Taking Assessment<sup>1</sup></b>	<b>Number Passing Assessment<sup>2</sup></b>	<b>Statewide Pass Rate</b>
All program completers, 2018-19	14	12	86%	1506	1440	96%
All program completers, 2017-18	14	14	100%	1648	1602	97%
All program completers, 2016-17	13	12	92%	1601	1567	98%
<p>Note: In cases where there are less than ten students taking the assessment or license/certificate, the number passing and pass rate are not reported.</p> <p><sup>1</sup> Number of completers taking one or more assessments within their area of specialization.</p> <p><sup>2</sup> Summary level "Number Taking Assessment" may differ from assessment level "Number Taking Assessment" because each student is counted once at the summary level but may be counted in multiple assessments at the assessment level.</p>						


**Single Assessment Institution-Level Pass Rate Data: Traditional Teacher Preparation Program Within IHE**

	<b>HEOA - Title II 2018 - 2019 Academic Year</b>
	<b>Institution Name</b> KANSAS WESLEYAN UNIVERSITY
	<b>Institution Code</b> 6337
	<b>State</b> Kansas

February 3, 2020

Assessment Information <sup>1</sup>	Group	Number Taking Assessment	Number Passing Assessment	Institutional Pass Rate	Institutional Average Scaled Score	Assessment Cut Score <sup>2</sup>	Statewide				
							Number Taking Assessment	Number Passing Assessment	Statewide Pass Rate	Statewide Average Scaled Score	
<b>AGRICULTURE (5701)</b>  Test Company: ETS Score Range: 100-200	All enrolled students who have completed all nonclinical courses, 2018-19										
	Other enrolled students, 2018-19						9				
	All program completers, 2018-19						17	17	100%	172	
	All program completers, 2017-18						19	19	100%	170	
	All program completers, 2016-17						19	19	100%	178	
<b>ART CONTENT KNOWLEDGE (5134)</b>  Test Company: ETS Score Range: 100-200	All enrolled students who have completed all nonclinical courses, 2018-19										
	Other enrolled students, 2018-19						3				
	All program completers, 2018-19						20	19	95%	167	
	All program completers, 2017-18						37	37	100%	172	
	All program completers, 2016-17						30	27	90%	168	
<b>BIOLOGY CONTENT KNOWLEDGE (0235)</b>  Test Company: ETS Score Range: 100-200	All enrolled students who have completed all nonclinical courses, 2018-19						1				
	Other enrolled students, 2018-19						1				
	All program completers, 2018-19	1				150	33	32	97%	169	
	All program completers, 2017-18						18	18	100%	169	
	All program completers, 2016-17						28	28	100%	168	
<b>BUSINESS ED CONTENT KNOWLEDGE (5101)</b>  Test Company: ETS Score Range: 100-200	All enrolled students who have completed all nonclinical courses, 2018-19										
	Other enrolled students, 2018-19										
	All program completers, 2018-19						9				
	All program completers, 2017-18						10	10	100%	177	
	All program completers, 2016-17						12	12	100%	175	


**Single Assessment Institution-Level Pass Rate Data: Traditional Teacher Preparation Program Within IHE**

	<b>HEOA - Title II 2018 - 2019 Academic Year</b>
	<b>Institution Name</b> KANSAS WESLEYAN UNIVERSITY
	<b>Institution Code</b> 6337
	<b>State</b> Kansas

February 3, 2020

Assessment Information <sup>1</sup>	Group	Number Taking Assessment	Number Passing Assessment	Institutional Pass Rate	Institutional Average Scaled Score	Assessment Cut Score <sup>2</sup>	Statewide			
							Number Taking Assessment	Number Passing Assessment	Statewide Pass Rate	Statewide Average Scaled Score
<b>CHEMISTRY CONTENT KNOWLEDGE (0245)</b>  Test Company: ETS Score Range: 100-200	All enrolled students who have completed all nonclinical courses, 2018-19									
	Other enrolled students, 2018-19						1			
	All program completers, 2018-19	1				152	6			
	All program completers, 2017-18						14	14	100%	170
	All program completers, 2016-17						11	10	91%	157
<b>CHINESE (MANDARIN) WORLD LANGUAGE (5665)</b>  Test Company: ETS Score Range: 100-200	All enrolled students who have completed all nonclinical courses, 2018-19									
	Other enrolled students, 2018-19									
	All program completers, 2018-19						2			
	All program completers, 2017-18						1			
	All program completers, 2016-17						1			
<b>EARTH AND SPACE SCIENCES - CK (5571)</b>  Test Company: ETS Score Range: 100-200	All enrolled students who have completed all nonclinical courses, 2018-19									
	Other enrolled students, 2018-19						2			
	All program completers, 2018-19						3			
	All program completers, 2017-18						9			
	All program completers, 2016-17						3			
<b>EDUCATION OF YOUNG CHILDREN (5024)</b>  Test Company: ETS Score Range: 100-200	All enrolled students who have completed all nonclinical courses, 2018-19									
	Other enrolled students, 2018-19						11	11	100%	169
	All program completers, 2018-19						9			
	All program completers, 2017-18						93	88	95%	172
	All program completers, 2016-17						90	88	98%	173


**Single Assessment Institution-Level Pass Rate Data: Traditional Teacher Preparation Program Within IHE**

	<b>HEOA - Title II 2018 - 2019 Academic Year</b>
	<b>Institution Name</b> KANSAS WESLEYAN UNIVERSITY
	<b>Institution Code</b> 6337
	<b>State</b> Kansas

February 3, 2020

Assessment Information <sup>1</sup>	Group	Number Taking Assessment	Number Passing Assessment	Institutional Pass Rate	Institutional Average Scaled Score	Assessment Cut Score <sup>2</sup>	Statewide			
							Number Taking Assessment	Number Passing Assessment	Statewide Pass Rate	Statewide Average Scaled Score
<b>ELEM ED CURR INSTRUC ASSESSMENT (DISC) (0011)</b>  Test Company: ETS Score Range: 100-200	All enrolled students who have completed all nonclinical courses, 2018-19									
	Other enrolled students, 2018-19									
	All program completers, 2018-19									
	All program completers, 2017-18						3			
	All program completers, 2016-17						2			
<b>ELEM ED CURR INSTRUC ASSESSMENT (5017)</b>  Test Company: ETS Score Range: 100-200	All enrolled students who have completed all nonclinical courses, 2018-19						44	38	86%	165
	Other enrolled students, 2018-19						153	137	90%	168
	All program completers, 2018-19	8				153	916	893	97%	171
	All program completers, 2017-18	8				153	892	883	99%	171
	All program completers, 2016-17	8				153	882	875	99%	172
<b>ENGLISH LANGUAGE ARTS: CK (5038)</b>  Test Company: ETS Score Range: 100-200	All enrolled students who have completed all nonclinical courses, 2018-19						1			
	Other enrolled students, 2018-19						21	21	100%	180
	All program completers, 2018-19						85	85	100%	180
	All program completers, 2017-18	1				162	93	92	99%	179
	All program completers, 2016-17						98	98	100%	180
<b>FAMILY AND CONSUMER SCIENCES (5122)</b>  Test Company: ETS Score Range: 100-200	All enrolled students who have completed all nonclinical courses, 2018-19									
	Other enrolled students, 2018-19						1			
	All program completers, 2018-19						14	12	86%	163
	All program completers, 2017-18						21	20	95%	164
	All program completers, 2016-17						14	14	100%	165

Single Assessment Institution-Level Pass Rate Data: *Traditional Teacher Preparation Program Within IHE*

	<b>HEOA - Title II</b> <b>2018 - 2019 Academic Year</b>
	<b>Institution Name</b> KANSAS WESLEYAN UNIVERSITY
	<b>Institution Code</b> 6337
	<b>State</b> Kansas

February 3, 2020

Assessment Information <sup>1</sup>	Group	Number Taking Assessment	Number Passing Assessment	Institutional Pass Rate	Institutional Average Scaled Score	Assessment Cut Score <sup>2</sup>	Statewide			
							Number Taking Assessment	Number Passing Assessment	Statewide Pass Rate	Statewide Average Scaled Score
<b>FRENCH WORLD LANGUAGE (5174)</b>  Test Company: ETS Score Range: 100-200	All enrolled students who have completed all nonclinical courses, 2018-19									
	Other enrolled students, 2018-19									
	All program completers, 2018-19						2			
	All program completers, 2017-18						2			
	All program completers, 2016-17						4			
<b>GERMAN WORLD LANGUAGE (5183)</b>  Test Company: ETS Score Range: 100-200	All enrolled students who have completed all nonclinical courses, 2018-19									
	Other enrolled students, 2018-19									
	All program completers, 2018-19									
	All program completers, 2017-18						1			
	All program completers, 2016-17						1			
<b>HEALTH EDUCATION (5551)</b>  Test Company: ETS Score Range: 100-200	All enrolled students who have completed all nonclinical courses, 2018-19						2			
	Other enrolled students, 2018-19						2			
	All program completers, 2018-19						9			
	All program completers, 2017-18						4			
	All program completers, 2016-17						5			
<b>INTERDIS EARLY CHILD EDUCATION (5023)</b>  Test Company: ETS Score Range: 100-200	All enrolled students who have completed all nonclinical courses, 2018-19									
	Other enrolled students, 2018-19						3			
	All program completers, 2018-19						15	14	93%	183
	All program completers, 2017-18									
	All program completers, 2016-17									

Single Assessment Institution-Level Pass Rate Data: *Traditional Teacher Preparation Program Within IHE*




**HEOA - Title II  
2018 - 2019 Academic Year**

<b>Institution Name</b>	KANSAS WESLEYAN UNIVERSITY
<b>Institution Code</b>	6337
<b>State</b>	Kansas

February 3, 2020

Assessment Information <sup>1</sup>	Group	Number Taking Assessment	Number Passing Assessment	Institutional Pass Rate	Institutional Average Scaled Score	Assessment Cut Score <sup>2</sup>	Statewide			
							Number Taking Assessment	Number Passing Assessment	Statewide Pass Rate	Statewide Average Scaled Score
<b>JOURNALISM (5223)</b> Test Company: ETS Score Range: 100-200	All enrolled students who have completed all nonclinical courses, 2018-19									
	Other enrolled students, 2018-19									
	All program completers, 2018-19									
	All program completers, 2017-18						2			
	All program completers, 2016-17						1			
<b>LATIN (5601)</b> Test Company: ETS Score Range: 100-200	All enrolled students who have completed all nonclinical courses, 2018-19									
	Other enrolled students, 2018-19									
	All program completers, 2018-19									
	All program completers, 2017-18						1			
	All program completers, 2016-17									
<b>MATHEMATICS CONTENT KNOWLEDGE (5161)</b> Test Company: ETS Score Range: 100-200	All enrolled students who have completed all nonclinical courses, 2018-19						1			
	Other enrolled students, 2018-19						15	12	80%	165
	All program completers, 2018-19	1				152	38	37	97%	167
	All program completers, 2017-18						67	62	93%	165
	All program completers, 2016-17						77	75	97%	165
<b>MIDDLE SCHOOL ENG LANG ARTS (5047)</b> Test Company: ETS Score Range: 100-200	All enrolled students who have completed all nonclinical courses, 2018-19									
	Other enrolled students, 2018-19									
	All program completers, 2018-19									
	All program completers, 2017-18						3			
	All program completers, 2016-17						4			


**Single Assessment Institution-Level Pass Rate Data: Traditional Teacher Preparation Program Within IHE**

	<b>HEOA - Title II 2018 - 2019 Academic Year</b>
	<b>Institution Name</b> KANSAS WESLEYAN UNIVERSITY
	<b>Institution Code</b> 6337
	<b>State</b> Kansas

February 3, 2020

Assessment Information <sup>1</sup>	Group	Number Taking Assessment	Number Passing Assessment	Institutional Pass Rate	Institutional Average Scaled Score	Assessment Cut Score <sup>2</sup>	Statewide			
							Number Taking Assessment	Number Passing Assessment	Statewide Pass Rate	Statewide Average Scaled Score
<b>MIDDLE SCHOOL MATHEMATICS (5169)</b>  Test Company: ETS Score Range: 100-200	All enrolled students who have completed all nonclinical courses, 2018-19									
	Other enrolled students, 2018-19						7			
	All program completers, 2018-19						17	17	100%	177
	All program completers, 2017-18						25	25	100%	179
	All program completers, 2016-17						24	24	100%	182
<b>MIDDLE SCHOOL SCIENCE (5440)</b>  Test Company: ETS Score Range: 100-200	All enrolled students who have completed all nonclinical courses, 2018-19									
	Other enrolled students, 2018-19									
	All program completers, 2018-19						4			
	All program completers, 2017-18						8			
	All program completers, 2016-17						7			
<b>MIDDLE SCHOOL SOCIAL STUDIES (5089)</b>  Test Company: ETS Score Range: 100-200	All enrolled students who have completed all nonclinical courses, 2018-19									
	Other enrolled students, 2018-19									
	All program completers, 2018-19						2			
	All program completers, 2017-18						5			
	All program completers, 2016-17						5			
<b>MUSIC CONTENT KNOWLEDGE (0113)</b>  Test Company: ETS Score Range: 100-200	All enrolled students who have completed all nonclinical courses, 2018-19									
	Other enrolled students, 2018-19						20	19	95%	169
	All program completers, 2018-19	1				152	74	70	95%	167
	All program completers, 2017-18	1				152	94	94	100%	170
	All program completers, 2016-17	2				152	72	71	99%	170

**Single Assessment Institution-Level Pass Rate Data: Traditional Teacher Preparation Program Within IHE**


	<b>HEOA - Title II 2018 - 2019 Academic Year</b>
	<b>Institution Name</b> KANSAS WESLEYAN UNIVERSITY
	<b>Institution Code</b> 6337
	<b>State</b> Kansas

February 3, 2020

Assessment Information <sup>1</sup>	Group	Number Taking Assessment	Number Passing Assessment	Institutional Pass Rate	Institutional Average Scaled Score	Assessment Cut Score <sup>2</sup>	Statewide			
							Number Taking Assessment	Number Passing Assessment	Statewide Pass Rate	Statewide Average Scaled Score
<b>PHYSICAL ED CONTENT KNOWLEDGE (5091)</b>  Test Company: ETS Score Range: 100-200	All enrolled students who have completed all nonclinical courses, 2018-19						2			
	Other enrolled students, 2018-19						13	11	85%	157
	All program completers, 2018-19						56	56	100%	158
	All program completers, 2017-18	3				148	87	86	99%	157
	All program completers, 2016-17						79	78	99%	157
<b>PHYSICS CONTENT KNOWLEDGE (5265)</b>  Test Company: ETS Score Range: 100-200	All enrolled students who have completed all nonclinical courses, 2018-19									
	Other enrolled students, 2018-19									
	All program completers, 2018-19						2			
	All program completers, 2017-18						3			
	All program completers, 2016-17						7			
<b>PRINC LEARNING AND TEACHING 5-9 (5623)</b>  Test Company: ETS Score Range: 100-200	All enrolled students who have completed all nonclinical courses, 2018-19									
	Other enrolled students, 2018-19						4			
	All program completers, 2018-19						28	26	93%	173
	All program completers, 2017-18						46	45	98%	172
	All program completers, 2016-17	1				160	40	40	100%	175
<b>PRINC LEARNING AND TEACHING 7-12 (5624)</b>  Test Company: ETS Score Range: 100-200	All enrolled students who have completed all nonclinical courses, 2018-19						7			
	Other enrolled students, 2018-19						168	160	95%	177
	All program completers, 2018-19	4				160	457	448	98%	176
	All program completers, 2017-18	5				160	566	555	98%	177
	All program completers, 2016-17	3				160	551	541	98%	176



**Single Assessment Institution-Level Pass Rate Data: Traditional Teacher Preparation Program Within IHE**

	<b>HEOA - Title II 2018 - 2019 Academic Year</b>
	<b>Institution Name</b> KANSAS WESLEYAN UNIVERSITY
	<b>Institution Code</b> 6337
	<b>State</b> Kansas

February 3, 2020

Assessment Information <sup>1</sup>	Group	Number Taking Assessment	Number Passing Assessment	Institutional Pass Rate	Institutional Average Scaled Score	Assessment Cut Score <sup>2</sup>	Statewide			
							Number Taking Assessment	Number Passing Assessment	Statewide Pass Rate	Statewide Average Scaled Score
<b>PRINC LEARNING AND TEACHING EARLY CHILD (5621)</b>  Test Company: ETS Score Range: 100-200	All enrolled students who have completed all nonclinical courses, 2018-19									
	Other enrolled students, 2018-19						21	20	95%	169
	All program completers, 2018-19						68	63	93%	172
	All program completers, 2017-18						88	84	95%	172
	All program completers, 2016-17						82	79	96%	170
<b>PRINC LEARNING AND TEACHING K-6 (5622)</b>  Test Company: ETS Score Range: 100-200	All enrolled students who have completed all nonclinical courses, 2018-19						38	35	92%	175
	Other enrolled students, 2018-19						333	305	92%	173
	All program completers, 2018-19	9				160	927	910	98%	176
	All program completers, 2017-18	9				160	930	922	99%	176
	All program completers, 2016-17	9				160	916	912	100%	177
<b>PSYCHOLOGY (5391)</b>  Test Company: ETS Score Range: 100-200	All enrolled students who have completed all nonclinical courses, 2018-19									
	Other enrolled students, 2018-19									
	All program completers, 2018-19						2			
	All program completers, 2017-18						1			
	All program completers, 2016-17						2			
<b>SE CORE KNOWLEDGE &amp; APPLICATIONS (5354)</b>  Test Company: ETS Score Range: 100-200	All enrolled students who have completed all nonclinical courses, 2018-19									
	Other enrolled students, 2018-19									
	All program completers, 2018-19						5			
	All program completers, 2017-18									
	All program completers, 2016-17									

Single Assessment Institution-Level Pass Rate Data: *Traditional Teacher Preparation Program Within IHE*




**HEOA - Title II  
2018 - 2019 Academic Year**

<b>Institution Name</b>	KANSAS WESLEYAN UNIVERSITY
<b>Institution Code</b>	6337
<b>State</b>	Kansas

February 3, 2020

Assessment Information <sup>1</sup>	Group	Number Taking Assessment	Number Passing Assessment	Institutional Pass Rate	Institutional Average Scaled Score	Assessment Cut Score <sup>2</sup>	Statewide			
							Number Taking Assessment	Number Passing Assessment	Statewide Pass Rate	Statewide Average Scaled Score
SE: PRESCHOOL EARLY CHILDHOOD (5691)  Test Company: ETS Score Range: 100-200	All enrolled students who have completed all nonclinical courses, 2018-19									
	Other enrolled students, 2018-19						6			
	All program completers, 2018-19						47	45	96%	171
	All program completers, 2017-18									
	All program completers, 2016-17									
SOCIAL STUDIES CONTENT KNOWLEDGE (0081)  Test Company: ETS Score Range: 100-200	All enrolled students who have completed all nonclinical courses, 2018-19									
	Other enrolled students, 2018-19						18	13	72%	165
	All program completers, 2018-19	1				158	101	93	92%	168
	All program completers, 2017-18						101	95	94%	169
	All program completers, 2016-17	2				158	97	89	92%	170
SPANISH WORLD LANGUAGE (5195)  Test Company: ETS Score Range: 100-200	All enrolled students who have completed all nonclinical courses, 2018-19									
	Other enrolled students, 2018-19						1			
	All program completers, 2018-19						7			
	All program completers, 2017-18						13	10	77%	171
	All program completers, 2016-17						17	13	76%	170
SPEECH COMMUNICATION: CK (5221)  Test Company: ETS Score Range: 100-200	All enrolled students who have completed all nonclinical courses, 2018-19									
	Other enrolled students, 2018-19						1			
	All program completers, 2018-19						4			
	All program completers, 2017-18						6			
	All program completers, 2016-17						6			

**Single Assessment Institution-Level Pass Rate Data: Traditional Teacher Preparation Program Within IHE**

	<b>HEOA - Title II 2018 - 2019 Academic Year</b>
	<b>Institution Name</b> KANSAS WESLEYAN UNIVERSITY
	<b>Institution Code</b> 6337
	<b>State</b> Kansas

February 3, 2020

Assessment Information <sup>1</sup>	Group	Number Taking Assessment	Number Passing Assessment	Institutional Pass Rate	Institutional Average Scaled Score	Assessment Cut Score <sup>2</sup>	Statewide			
							Number Taking Assessment	Number Passing Assessment	Statewide Pass Rate	Statewide Average Scaled Score
TECHNOLOGY EDUCATION (5051)  Test Company: ETS Score Range: 100-200	All enrolled students who have completed all nonclinical courses, 2018-19									
	Other enrolled students, 2018-19									
	All program completers, 2018-19						5			
	All program completers, 2017-18						7			
	All program completers, 2016-17						9			

Note: In cases where there are less than ten students taking the assessment or license/certificate, the number passing and pass rate are not reported.

<sup>1</sup>Tests with multiple delivery options (computer, paper, etc.) will be noted with the assessment code for one format only.

<sup>2</sup>Cut scores may vary for groups depending upon when the cut scores are established by the state and when each group completed their teacher certification or licensure assessment.