



U.S. DEPARTMENT OF EDUCATION

Education Stabilization Fund

ESF / ESF Reporting / HEER - 068444140 - Year Two - Page 19 - Review

HEER Recipient Reporting Data Collection - Year Two

Submitted

Submitted: rhonda.bethe@kwu.edu - 5/6/2022, 11:11:02 AM

Page 19 - Review

General Information

Institutions must provide complete answers to each question. However, for the second annual report covering January 1, 2021-December 31, 2021, institutions have the option of taking more time to submit answers to questions marked with a clock symbol ⌚. Institutions can submit answers to questions marked with a clock symbol ⌚ in early 2022 as part of the second annual report (in alignment with the table above) OR in early 2023 as part of the third annual reporting process. Starting with the third annual report, institutions must provide answers to all questions including those marked with a clock symbol ⌚ per the reporting schedule in the table above.

1) Institutional Identifiers and Contact Information:

a) Institution Name DUNS #
KANSAS WESLEYAN UNIVERSITY 068444140

b) Identify the applicable OPEID(s) for this annual report:

OPEID
00192900

c) Identify the applicable IPEDS unitid(s) for this annual report:

Unitid
Kansas Wesleyan University

d) For this annual report, please report on these HEERF grant PR/Award Numbers:

PR/Award Number (Program) / Award Amount
P425M200471 (Strengthening Institutions Program) / \$197,988

2) Did you expend all of your HEERF I,

II, & III funds available prior to the end of the reporting period, making this your final annual report?

Yes

No

Institutions that expended all of their HEERF funds in calendar year 2021 may need to finalize their calendar year 2021 reporting in early 2023 if they choose to delay reporting on the questions labeled with a clock symbol ⌚ until the early 2023 reporting timeframe.

Websites

3) Reporting on institution websites:

a) HEERF quarterly reporting webpage URL:

Quarterly Reporting URL
kwu.edu/coronavirus

b) Student Portion Reporting: Provide all active website URLs posted by your campus, or by the institution on behalf of your campus(es), as required by the public posting requirement from the May 13, 2021 notice in the Federal Register for the student portion including any active URLs that provide archived information.

Student Portion URL
kwu.edu/coronavirus

See <https://www.federalregister.gov/d/2021-10196>.

c) Institutional Portion, (a)(1), (a)(2), and (a)(3) reporting: Provide all active website URLs posted by your campus, or by the institution on behalf of your campus(es), as required by the Quarterly Public Reporting Form for (HEERF I, II, III) (a)(1), (a)(2), and (a)(3) Institutional Portion including any active URLs that provide archived information.

Institutional Portion URL
kwu.edu/coronavirus

See <https://www2.ed.gov/about/offices/list/oep/heerfreporting.html>.

How Aid Helped

4) How has HEERF helped your institution and your students?

a) HEERF enabled my institution to continue offering planned programs (i.e., programs of study listed in our course catalog) that were at risk of discontinuation due to pandemic-related factors

Strongly disagree	Disagree	Neutral	Agree	Strongly agree	N/A	Unable to Determine
-------------------	----------	---------	-------	----------------	-----	---------------------

- b) **HEERF enabled my institution to keep student net prices similar to pre-pandemic levels**

Strongly disagree	Disagree	Neutral	Agree	Strongly agree	N/A	Unable to Determine
-------------------	----------	---------	-------	----------------	-----	---------------------

Net price refers to costs covered by students and their families and is calculated by adding tuition, fees, books, supplies, and living costs and subtracting grant and/or scholarship aid (e.g., Pell grants, school-based grants, merit scholarships)

- c) **HEERF enabled my institution to keep students enrolled by providing them with electronic devices and Internet access**

Strongly disagree	Disagree	Neutral	Agree	Strongly agree	N/A	Unable to Determine
-------------------	----------	---------	-------	----------------	-----	---------------------

- d) **HEERF enabled my institution to keep students enrolled who were at risk of dropping out due to pandemic-related factors by providing direct financial support to students**

Strongly disagree	Disagree	Neutral	Agree	Strongly agree	N/A	Unable to Determine
-------------------	----------	---------	-------	----------------	-----	---------------------

- e) **HEERF enabled my institution to keep faculty, staff, employees, and contractors at full salary levels who were at risk of unemployment due to pandemic-related factors**

Strongly disagree	Disagree	Neutral	Agree	Strongly agree	N/A	Unable to Determine
-------------------	----------	---------	-------	----------------	-----	---------------------

- f) **HEERF enabled my institution to purchase COVID tests, health screening, and the healthcare needed to help students and faculty**

Strongly disagree	Disagree	Neutral	Agree	Strongly agree	N/A	Unable to Determine
-------------------	----------	---------	-------	----------------	-----	---------------------

Aid Determination



- 5) **How did your institution determine which students received emergency financial aid grants to students and how much each student would receive?**

Please indicate if any of the following strategies were used at least once during the reporting period

- a) Did you ask students to apply for funds?

Yes

No

- b) Did you use any institutional administrative data (pre-existing data that did not come from a HEERF-specific application form) in determining the amount of funds awarded to students?

Yes

No

- i) Which of these student factors did you prioritize in the grant determination process?

- 1) Enrollment intensity (i.e., full-time/part-time status, number of credits the student is taking, etc.)

Yes

No

- 2) Location (i.e., branch campus)

Yes

No

- 3) Pell Grant eligibility

Yes

No

- 4) FAFSA data elements

Yes

No

- a) Which FAFSA data elements did you use?

- i) FAFSA Family Income

Yes

No

- ii) Estimated Family Contribution

Yes

No

- iii) Independent/Dependent status

Yes

No

- 5) On-campus/distance education status

Yes

No

- 6) On-campus/off-campus living arrangements

Yes

No

- 7) Academic level

Yes

No

8) Other

Yes

No

- c) Did your institution use a specific methodology to calculate award amounts that is captured in a flowchart, set of equations, a formula, or other documentation?

Yes

No

Aid Distribution



- 6) How did your institution distribute the emergency financial aid grants to students?

a) Checks

Yes

No

b) Electronic funds transfer /Direct deposit

Yes

No

c) Debit cards

Yes

No

d) Payment apps

Yes

No

e) Other

Yes

No

Emergency Grants - Guidance



- 7) Did your institution provide any instructions, directions, or guidance to students (e.g., FAQs) about the emergency financial aid grants upon disbursement?

Yes

No

Emergency Grants - Counts, Student, and Institution Funds

- 8) What percentage of students received emergency grants and how much did students receive in emergency grants by fund type and student type?

Note: In early 2022, for the second annual report covering January 1, 2021-December 31, 2021, institutions have the option of taking more time to submit answers to questions marked with a clock symbol ⌚.

Institutions can submit answers to questions marked with a clock symbol ⌚ in early 2022 as part of the second annual report (in alignment with the reporting schedule at the beginning of this data collection form) OR in early 2023 along with reporting the third annual report

- a) Complete the following table:

When IPEDS definitions apply (categories labeled with "(IPEDS categories)" in the form), use the same category for each student that is used to report to IPEDS. For the second and third annual HEERF reports (reporting on calendar years 2021 and 2022 in early 2022 and early 2023 respectively), if a student is not reported to IPEDS, for example because they are not enrolled for credit in courses that could lead to an award, then report that student under "Students not categorized in IPEDS." In the fourth, and fifth annual HEERF reports "Students not categorized in IPEDS" will no longer be an option in the form and institutions will need to track all of their students (regardless of if they would be included in IPEDS enrollment counts) and categorize them using the IPEDS classification methodology

Emergency Financial Aid Grants Awarded to Students: Report only disbursements related to Emergency Financial Aid Grants including using those grants to satisfy outstanding accounts. Any disbursements unrelated to Emergency Financial Aid Grants should not be included in the reported expenditures

	Undergraduate ₆ full-time ₇ Pell grant recipients ₈	Undergraduate ₆ full-time ₇ Non- Pell grant recipients ₉	Undergraduate ₆ part-time Pell grant recipients	Undergraduate ₆ part-time No Pell grant recipients
Number of Students How many students were enrolled? (unduplicated count for the reporting period)	Number 399	Number 547	Number 18	Number 36

	Undergraduate ₆ full-time ₇ Pell grant recipients ₈	Undergraduate ₆ full-time ₇ Non- Pell grant recipients ₉	Undergraduate ₆ part-time Pell grant recipients	Undergraduat part-time No Pell grant recipients
Number of HEERF Student Recipients – Emergency Grants to Students (unduplicated) How many students received HEERF emergency financial aid grants? (unduplicated across all HEERF sections)	Number 0	Number 0	Number 0	Number 0
HEERF (a)(1) Student Aid Portion Amount Disbursed What was the amount disbursed directly to students as Emergency Financial Aid Grants?	Amount \$ 0	Amount \$ 0	Amount \$ 0	Amount \$ 0

	Undergraduate ₆ full-time ₇ Pell grant recipients ₈	Undergraduate ₆ full-time ₇ Non- Pell grant recipients ₉	Undergraduate ₆ part-time Pell grant recipients	Undergraduat part-time No Pell grant recipients
<p>HEERF (a)(1) Student Aid Portion Amount Disbursed</p> <p>What was the amount of Emergency Financial Aid Grants applied to satisfy student's outstanding account balance upon receiving affirmative written consent from students to do so?</p> <p><i>If funds were not used for this purpose, report \$0. Include only amounts that benefited students who directly received Emergency Financial Aid Grants.</i></p>	Amount \$ 0	Amount \$ 0	Amount \$ 0	Amount \$ 0

	Undergraduate ⁶ full-time ⁷ Pell grant recipients ⁸	Undergraduate ⁶ full-time ⁷ Non- Pell grant recipients ⁹	Undergraduate ⁶ part-time Pell grant recipients	Undergraduate ⁶ part-time No Pell grant recipients
HEERF (a)(1) Institutional Portion Amount Disbursed What was the amount disbursed directly to students as Emergency Financial Aid Grants?	Amount \$ 0	Amount \$ 0	Amount \$ 0	Amount \$ 0
HEERF (a)(1) Institutional Portion Amount Disbursed What was the amount of Emergency Financial Aid Grants applied to satisfy student's outstanding account balances? <i>If funds were not used for this purpose, report \$0. Include only amounts that benefited students who directly received Emergency Financial Aid Grants.</i>	Amount \$ 0	Amount \$ 0	Amount \$ 0	Amount \$ 0

⁶For students in both undergraduate and graduate categories, classify as a graduate student.

⁷For students who had multiple enrollment intensities, classify as full-time.

⁸Designate the student as a Pell grant recipient if the student was a Pell grant recipient at any time within the applicable reporting period.

⁹Includes non-FAFSA filers.

Emergency Grants - (a)(2), (a)(3), and (a)(4) Funds

8) What percentage of students received emergency grants and how much did students receive in emergency grants by fund type and student type?

Note: In early 2022, for the second annual report covering January 1, 2021-December 31, 2021, institutions have the option of taking more time to submit answers to questions marked with a clock symbol 🕒.

Institutions can submit answers to questions marked with a clock symbol 🕒 in early 2022 as part of the second annual report (in alignment with the reporting schedule at the beginning of this data collection form) OR in early 2023 along with reporting the third annual report

a) Complete the following table:

When IPEDS definitions apply (categories labeled with "(IPEDS categories)" in the form), use the same category for each student that is used to report to IPEDS. For the second and third annual HEERF reports (reporting on calendar years 2021 and 2022 in early 2022 and early 2023 respectively), if a student is not reported to IPEDS, for example because they are not enrolled for credit in courses that could lead to an award, then report that student under "Students not categorized in IPEDS." In the fourth, and fifth annual HEERF reports "Students not categorized in IPEDS" will no longer be an option in the form and institutions will need to track all of their students (regardless of if they would be included in IPEDS enrollment counts) and categorize them using the IPEDS classification methodology

Emergency Financial Aid Grants Awarded to Students: Report only disbursements related to Emergency Financial Aid Grants including using those grants to satisfy outstanding accounts. Any disbursements unrelated to Emergency Financial Aid Grants should not be included in the reported expenditures

	Undergraduate ₆ full-time ₇ Pell grant recipients ₈	Undergraduate ₆ full-time ₇ Non- Pell grant recipients ₉	Undergraduate ₆ part-time Pell grant recipients	Undergraduate ₆ part-time Non- Pell grant recipients
--	---	--	--	--

	Undergraduate ₆ full-time ₇ Pell grant recipients ₈	Undergraduate ₆ full-time ₇ Non- Pell grant recipients ₉	Undergraduate ₆ part-time Pell grant recipients	Undergraduate ₆ part-time Non- Pell grant recipients
<p>HEERF (a)(2) Amount Disbursed (HBCUs, TCCUs, MSIs, and SIP) What was the amount disbursed directly to students as Emergency Financial Aid Grants? <i>If funds were not used for this purpose, report \$0.</i></p>	Amount \$ 0	Amount \$ 0	Amount \$ 0	Amount \$ 0

	Undergraduate ⁶ full-time ⁷ Pell grant recipients ⁸	Undergraduate ⁶ full-time ⁷ Non- Pell grant recipients ⁹	Undergraduate ⁶ part-time Pell grant recipients	Undergraduate ⁶ part-time Non- Pell grant recipients
HEERF (a)(2) Amount Disbursed (HBCUs, TCCUs, MSIs, and SIP) What was the amount of Emergency Financial Aid Grants applied to satisfy student's outstanding account balances? <i>If funds were not used for this purpose, report \$0. Include only amounts that benefited students who directly received Emergency Financial Aid Grants.</i>	Amount \$ 0	Amount \$ 0	Amount \$ 0	Amount \$ 0

⁶For students in both undergraduate and graduate categories, classify as a graduate student.

⁷For students who had multiple enrollment intensities, classify as full-time.

⁸Designate the student as a Pell grant recipient if the student was a Pell grant recipient at any time within the applicable reporting period.

⁹Includes non-FAFSA filers.

Emergency Grants - Min/Max, Calculated Totals, and Averages



8) **What percentage of students received emergency grants and how much did students receive in emergency grants by fund type and student type?**

Note: In early 2022, for the second annual report covering January 1, 2021-December 31, 2021, institutions have the option of taking more time to submit answers to questions marked with a clock symbol ⌚.

Institutions can submit answers to questions marked with a clock symbol ⌚ in early 2022 as part of the second annual report (in alignment with the reporting schedule at the beginning of this data collection form) OR in early 2023 along with reporting the third annual report

a) **Complete the following table:**

When IPEDS definitions apply (categories labeled with "(IPEDS categories)" in the form), use the same category for each student that is used to report to IPEDS. For the second and third annual HEERF reports (reporting on calendar years 2021 and 2022 in early 2022 and early 2023 respectively), if a student is not reported to IPEDS, for example because they are not enrolled for credit in courses that could lead to an award, then report that student under "Students not categorized in IPEDS." In the third, fourth, and fifth annual HEERF reports "Students not categorized in IPEDS" will no longer be an option in the form and institutions will need to track all of their students (regardless of if they would be included in IPEDS enrollment counts) and categorize them using the IPEDS classification methodology

Emergency Financial Aid Grants Awarded to Students: Report only disbursements related to Emergency Financial Aid Grants including using those grants to satisfy outstanding accounts. Any disbursements unrelated to Emergency Financial Aid Grants should not be included in the reported expenditures

	Undergraduate ₆ full-time ₇ Pell grant recipients ₈	Undergraduate ₆ full-time ₇ Non- Pell grant recipients ₉	Undergraduate ₆ part-time Pell grant recipients	Undergraduate ₆ part-time Non- Pell grant recipients
--	---	--	--	--

	Undergraduate ₆ full-time ₇ Pell grant recipients ₈	Undergraduate ₆ full-time ₇ Non- Pell grant recipients ₉	Undergraduate ₆ part-time Pell grant recipients	Undergraduate ₆ part-time Non- Pell grant recipients
Minimum and maximum award Minimum (non-zero amount) combined (combined across HEERF funds) amount awarded to any one student who received any HEERF funds.	Amount \$ 0	Amount \$ 0	Amount \$ 0	Amount \$ 0

	Undergraduate ₆ full-time ₇ Pell grant recipients ₈	Undergraduate ₆ full-time ₇ Non- Pell grant recipients ₉	Undergraduate ₆ part-time Pell grant recipients	Undergraduate ₆ part-time Non- Pell grant recipients
Minimum and maximum award Maximum combined (combined across HEERF funds) amount awarded to any one student who received any HEERF funds.	Amount \$ 0	Amount \$ 0	Amount \$ 0	Amount \$ 0
HEERF Amount of Grants Disbursed What was the amount of grants disbursed to students through all HEERF funds?	Amount \$0.00	Amount \$0.00	Amount \$0.00	Amount \$0.00

	Undergraduate ⁶ full-time ⁷ Pell grant recipients ⁸	Undergraduate ⁶ full-time ⁷ Non- Pell grant recipients ⁹	Undergraduate ⁶ part-time Pell grant recipients	Undergraduate ⁶ part-time Non- Pell grant recipients
Average HEERF Amount Awarded Among students who received HEERF emergency financial aid grants, what was the average award amount per student?	Average	Average	Average	Average

⁶For students in both undergraduate and graduate categories, classify as a graduate student.

⁷For students who had multiple enrollment intensities, classify as full-time.


⁸Designate the student as a Pell grant recipient if the student was a Pell grant recipient at any time within the applicable reporting period.

⁹Includes non-FAFSA filers.

Emergency Grants - Title IV

8) What percentage of students received emergency grants and how much did students receive in emergency grants by fund type and student type?

Note: In early 2022, for the second annual report covering January 1, 2021-December 31, 2021, institutions have the option of taking more time to submit answers to questions marked with a clock symbol 🕒. Institutions can submit answers to questions marked with a clock symbol 🕒 in early 2022 as part of the second annual report (in alignment with the reporting schedule at the beginning of this data collection form) OR in early 2023 along with reporting the third annual report

- b)  Among the students enrolled in your institution, how many were NOT Title IV eligible throughout their enrollment during the reporting period?

Enrolled Students Not Eligible


68

Based on the Department's Final Regulations issued on May 14, 2021 (86 FR 26608, available at <https://www.federalregister.gov/d/2021-10190>), students are not required to be eligible for Title IV student financial aid in order to receive HEERF emergency financial aid grants. Title IV eligibility for this question is based on the number of students for whom the institution has received an Institutional Student Information Record (ISIR) plus the number of students who completed any alternative form developed by the institution. In reporting these data, students should be classified as Title IV eligible if they were determined to be Title IV eligible at any point during the reporting period.

- i)  The percentage of students enrolled in your institution who were NOT Title IV eligible throughout their enrollment during the reporting period is


Percentage of Enrolled Students Not Eligible

6.34%

- c)  Among students who received emergency financial aid grants, how many were NOT Title IV eligible throughout their enrollment during the reporting period?

Students Not Eligible Who Received Grants

0



- i)  The percentage of students who received emergency financial aid grants who were not Title IV eligible throughout their enrollment during the reporting period is


Percentage of Students Not Eligible Who Received Grants

0.00%

Emergency Grants - Race/Ethnicity

- 8) What percentage of students received emergency grants and how much did students receive in emergency grants by fund type and student type?

Note: In early 2022, for the second annual report covering January 1, 2021-December 31, 2021, institutions have the option of taking more time to submit answers to questions marked with a clock symbol . Institutions can submit answers to questions marked with a clock symbol  in early 2022 as part of the second annual report (in alignment with the reporting schedule at the beginning of this data collection form) OR in early 2023 along with reporting the third annual report

- d)  What number of students were enrolled, what number received emergency grants, and how much grant aid did the students receive by IPEDS race/ethnicity categories?

Race/Ethnicity (IPEDS categories)	Enrolled student count (unduplicated)	Number of students who received at least one Emergency Financial Aid Grant (unduplicated)	What was the total amount of Emergency Financial Aid Grants disbursed to students through all HEERF funds?	Average HEERF Amount Awarded
American Indian or Alaska Native	Count 8	Number 0	Amount \$ 0	Amount
Asian	Count 6	Number 0	Amount \$ 0	Amount
Black or African American	Count 144	Number 0	Amount \$ 0	Amount
Hispanic/Latino	Count 226	Number 0	Amount \$ 0	Amount
Native Hawaiian or Other Pacific Islander	Count 4	Number 0	Amount \$ 0	Amount
White	Count 616	Number 0	Amount \$ 0	Amount
Two or more races	Count 54	Number 0	Amount \$ 0	Amount
Race/ethnicity unknown	Count 0	Number 0	Amount \$ 0	Amount
Nonresident alien	Count 14	Number 0	Amount \$ 0	Amount

Students not
categorized in
IPEDS

Count
0

Number
0

Amount
\$ 0

Amount

Emergency Grants – Gender and Age




8) What percentage of students received emergency grants and how much did students receive in emergency grants by fund type and student type?

Note: In early 2022, for the second annual report covering January 1, 2021-December 31, 2021, institutions have the option of taking more time to submit answers to questions marked with a clock symbol 🕒. Institutions can submit answers to questions marked with a clock symbol 🕒 in early 2022 as part of the second annual report (in alignment with the reporting schedule at the beginning of this data collection form) OR in early 2023 along with reporting the third annual report

e) 🕒 What number of students were enrolled, what number received emergency grants, and how much grant aid did the students receive by IPEDS gender categories?

Gender/Age (IPEDS categories)	Enrolled student count (unduplicated)	Number of students who received at least one Emergency Financial Aid Grant (unduplicated)	What was the total amount of grants disbursed to students through all HEERF funds?	Average HEERF Amount Awarded
Men	Count 612	Number 0	Amount \$ 0	Amount
Women	Count 460	Number 0	Amount \$ 0	Amount
Students not categorized in IPEDS	Count 0	Number 0	Amount \$ 0	Amount

- f)  What number of students were enrolled, what number received emergency grants and how much grant aid did the students receive by IPEDS age categories?

Institutions should follow IPEDS Fall enrollment guidelines (<https://nces.ed.gov/ipeds/use-the-data/survey-components/8/fall-enrollment>) for when to capture a student's age. For example, institutions operating on a traditional academic year calendar (semester, trimester, quarter, or 4-1-4) report Fall enrollment as of the institution's official fall reporting date or October 15. Institutions operating on a calendar that differs by program or that enrolls students on a continuous basis (referred to as program reporters) report Fall enrollment as students enrolled any time during the period August 1 and October 31.

Ages 25 and older	Count 90	Number 0	Amount \$ 0	Amount
Ages 24 and younger	Count 982	Number 0	Amount \$ 0	Amount
Age not available in administrative records (e.g., IPEDS, FAFSA, etc.)	Count 0	Number 0	Amount \$ 0	Amount

Institutional Expenditures



9) Institutional expenditures

- a) Has your institution designated HEERF program funds for a specific purpose or budget objective in future calendar years (for example, operation and maintenance of plant, academic programs, residential programs, future institutional aid)?

- 2) If yes, provide the amount designated for a specific purpose or budget objective by calendar year and HEERF program fund

(a)(1) Institutional Portion

Calendar year 2022
\$ 0

Calendar year 2023
\$ 0

(a)(2) HBCUs, TCCUs, MSIs, SIP

Calendar year 2022
\$ 157,970

Calendar year 2023
\$ 0

(a)(3) FIPSE and SAIHE

Calendar year 2022
\$ 0

Calendar year 2023
\$ 0

- b) Provide the total amount of HEERF funds expended during the reporting period on each of the following categories:

Providing additional Emergency Financial Aid Grants to students.

Amount in (a)(1) institutional d...
\$0.00

Amount in (a)(2) dollars, if appli...
\$0.00

Amount in (a)(3) dollars, if appli...
\$0.00

Explanatory Notes

n/a

Using Emergency Financial Aid Grants to cover student outstanding account balances for costs such as debt forgiveness, room, board, tuition, or fees.

Amount in (a)(1) institutional d...
\$0.00

Amount in (a)(2) dollars, if appli...
\$0.00

Amount in (a)(3) dollars, if appli...
\$0.00

Explanatory Notes

n/a

Indirect cost recovery/facilities and administrative costs charged on the grants.

Amount in (a)(1) institutional d...
\$ 0

Amount in (a)(2) dollars, if appli...
\$ 0

Amount in (a)(3) dollars, if appli...
\$ 0

Explanatory Notes

n/a

Covering the cost of providing additional technology hardware to students, such as laptops or tablets, or covering the added cost of technology fees.

Amount in (a)(1) institutional d...
\$ 0

Amount in (a)(2) dollars, if appli...
\$ 0

Amount in (a)(3) dollars, if appli...
\$ 0

Explanatory Notes

n/a

Providing or subsidizing the costs of high-speed internet to students or faculty to transition to an online environment.

Amount in (a)(1) institutional d...
\$ 0

Amount in (a)(2) dollars, if appli...
\$ 0

Amount in (a)(3) dollars, if appli...
\$ 0

Explanatory Notes

n/a

Subsidizing off-campus housing costs due to dormitory closures or decisions to limit housing to one student per room; subsidizing housing costs to reduce housing density; paying for hotels or other off-campus housing for students who need to be isolated; paying travel expenses for students who need to leave campus early due to coronavirus infections or campus interruptions.

Amount in (a)(1) institutional d...
\$ 0

Amount in (a)(2) dollars, if appli...
\$ 0

Amount in (a)(3) dollars, if appli...
\$ 0

Explanatory Notes

n/a

Subsidizing food service to reduce density in eating facilities, to provide pre-packaged meals, or to add hours to food service operations to accommodate social distancing.

Amount in (a)(1) institutional d...
\$ 0

Amount in (a)(2) dollars, if appli...
\$ 0

Amount in (a)(3) dollars, if appli...
\$ 0

Explanatory Notes

n/a

Costs related to operating additional class sections to enable social distancing, such as those for hiring more instructors and increasing campus hours of operations.

Amount in (a)(1) institutional d...
\$ 0

Amount in (a)(2) dollars, if appli...
\$ 0

Amount in (a)(3) dollars, if appli...
\$ 0

Explanatory Notes

n/a

Campus safety and operations.

Including costs or expenses related to the disinfecting and cleaning of dorms and other campus facilities, purchases of personal protective equipment (PPE), purchases of cleaning supplies, adding personnel to increase the frequency of cleaning, the reconfiguration of facilities to promote social distancing, etc.

Amount in (a)(1) institutional d...
\$ 0

Amount in (a)(2) dollars, if appli...
\$ 0

Amount in (a)(3) dollars, if appli...
\$ 0

Explanatory Notes

n/a

Purchasing, leasing, or renting additional instructional equipment and supplies (such as laboratory equipment or computers) to reduce the number of students sharing equipment or supplies during a single class period and to provide time for disinfection between uses.

Amount in (a)(1) institutional d...
\$ 0

Amount in (a)(2) dollars, if appli...
\$ 0

Amount in (a)(3) dollars, if appli...
\$ 0

Explanatory Notes

n/a

Purchasing faculty and staff training in online instruction; or paying additional funds to staff who are providing training in addition to their regular job responsibilities.

Amount in (a)(1) institutional d...
\$ 0

Amount in (a)(2) dollars, if appli...
\$ 0

Amount in (a)(3) dollars, if appli...
\$ 0

Explanatory Notes

n/a

Purchasing, leasing, or renting additional equipment or software to enable distance learning, or upgrading campus wi-fi access or extending open networks to parking lots or public spaces, etc.

Amount in (a)(1) institutional d...
\$ 0

Amount in (a)(2) dollars, if appli...
\$ 0

Amount in (a)(3) dollars, if appli...
\$ 0

Explanatory Notes

n/a

Implementing evidence-based practices to monitor and suppress coronavirus in accordance with public health guidelines.

Including funding to cover the cost of vaccine distribution.

Amount in (a)(1) institutional d...
\$ 0

Amount in (a)(2) dollars, if appli...
\$ 0

Amount in (a)(3) dollars, if appli...
\$ 0

Explanatory Notes

n/a

Conducting direct outreach to financial aid applicants about the opportunity to receive a financial aid adjustment due to the recent unemployment of a family member or independent student, or other circumstances, described in section 479A of the Higher Education Act of 1965.

Amount in (a)(1) institutional d...
\$ 0

Amount in (a)(2) dollars, if appli...
\$ 0

Amount in (a)(3) dollars, if appli...
\$ 0

Explanatory Notes

n/a

Replacing lost revenue from all sources.

Please see the Department's HEERF Lost Revenue FAQs (March 19, 2021) for more information regarding what may be appropriately included in an estimate of lost revenue.

Amount in (a)(1) institutional d...
\$ 0

Amount in (a)(2) dollars, if appli...
\$ 0

Amount in (a)(3) dollars, if appli...
\$ 0

Explanatory Notes

n/a

Other Uses of (a)(1) Institutional Portion funds.

Amount in (a)(1) institutional d...
\$ 0

Explanatory Notes
n/a

Other uses of (a)(2) or (a)(3) funds, if applicable.

Amount in (a)(2) dollars, if appli...	Amount in (a)(3) dollars, if appli...
\$ 0	\$ 0

Explanatory Notes
n/a

Annual Institutional Expenditures for each Program

Amount in (a)(1) institutional d...	Amount in (a)(2) dollars, if appli...	Amount in (a)(3) dollars, if appli...
\$0.00	\$0.00	\$0.00

Total of Institutional Annual Expenditures

Amount in all institutional dollars
\$0.00

Lost Revenue

c) Estimate how much of the lost revenue reported above came from revenue lost from each of the following sources:

These categories are the categories described in Question 3 of the HEERF Lost Revenue FAQs (March 19, 2021, available at <https://www2.ed.gov/about/offices/list/ope/heerflostrevenuefaqs.pdf>).

Academic Resources Estimated Amount \$ 0	Unpaid student accounts receivable or other student account debts (including tuition, fees, and institutional charges)	Room and board Estimated Amount \$ 0	Enrollment declines, including reduced tuition, fees, and institutional charges Estimated Amount \$ 0	Supported research Estimated Amount \$ 0
--	--	--	---	--

Estimated Amount
\$ 0

**Summer terms
and camps**

Estimated Amount
\$ 0

**Auxiliary services
sources**

Estimated Amount
\$ 0

**Cancelled
ancillary events**

Estimated Amount
\$ 0

**Disruption of
food service**

Estimated Amount
\$ 0

**Dormitory
services**

Estimated Amount
\$ 0

**Childcare
services**

Estimated Amount
\$ 0

**Use of facilities or
venues, including
external events
such as weddings,
receptions, or
conferences
(other than
facilities
associated with
sectarian
instruction or
religious worship)**

Estimated Amount
\$ 0

**Bookstore
revenue**

Estimated Amount
\$ 0

Parking revenue

Estimated Amount
\$ 0

Lease revenue

Estimated Amount
\$ 0

Royalties

Estimated Amount
\$ 0

**Other operating
revenue**

Estimated Amount
\$ 0

**Total (a)(1) lost
revenue funds**

\$ 0

**Total (a)(2) lost
revenue funds**

\$ 0

**Total (a)(3) lost
revenue funds**

\$ 0

**TOTAL LOST
REVENUE
HEERF**

\$0.00

*Estimated amounts need
to sum to amounts
reported in 9b*

Enrollment - Academic

- 10) Provide the unduplicated count of students who were enrolled at least once as a degree/certificate seeking student within the reporting period and their enrollment status at the end reporting period. The three statuses (completed, withdrawn, and still enrolled) need to add up to the total number of students enrolled.

Calendar year 2021: Enrollment status for all degree/certificate seeking students

a) Complete the following table for the applicable reporting period

	Number of degree/certificate seeking students	Number of degree/certificate seeking students who completed a program at your institution during the reporting period	Number degree/certificate seeking students who did not complete the reporting period but still enrolled at your institution (i.e., last enrollment record at the end of the reporting period is not a withdrawal record)
Academic level UNDERGRADUATE STUDENTS <i>For students in both undergraduate and graduate categories, classify as a graduate student</i>	Number 993	Number 136	Number 666
Academic level GRADUATE STUDENTS <i>For students in both undergraduate and graduate categories, classify as a graduate student</i>	Number 72	Number 29	Number 27

Pell grant status (undergraduates only) ⓘ PELL GRANT RECIPIENTS <i>Designate the student as a Pell grant recipient if the student was a Pell grant recipient at any time within the applicable reporting period</i>	Number 417	Number 50	Number 271
Pell grant status (undergraduates only) ⓘ NON-PELL GRANT RECIPIENTS <i>Designate the student as a Pell grant recipient if the student was a Pell grant recipient at any time within the applicable reporting period</i>	Number 576	Number 86	Number 395
Enrollment intensity ⓘ PART-TIME <i>For students who had multiple enrollment intensities, classify as full-time</i>	Number 48	Number 21	Number 14
Enrollment intensity ⓘ FULL-TIME <i>For students who had multiple enrollment intensities, classify as full-time</i>	Number 945	Number 115	Number 652

Calendar year 2020: Enrollment status for all degree/certificate seeking students ⓘ

b) Complete the following table

This table provides a historical comparison point for the current reporting period and since it is historical information it does not have to be updated on an annual basis. Institutions should submit responses in the early 2022 data collection process. However, if institutions need more time, they can submit responses in the early 2023 data collection process

	Number of degree/certificate seeking students enrolled during the calendar year	Number of degree/certificate seeking students who completed a program at your institution during the calendar year	Number degree/cert seeking stu who did i complete calendar ye were still en at your insti (i.e., las enrollme record at th of the cale year is no withdraw re
Academic level ⓘ UNDERGRADUATE STUDENTS <i>For students in both undergraduate and graduate categories, classify as a graduate student</i>	Number 0	Number 0	Number 0
Academic level ⓘ GRADUATE STUDENTS <i>For students in both undergraduate and graduate categories, classify as a graduate student</i>	Number 0	Number 0	Number 0
Pell grant status (undergraduates only) ⓘ PELL GRANT RECIPIENTS <i>Designate the student as a Pell grant recipient if the student was a Pell grant recipient at any time within the applicable reporting period</i>	Number 0	Number 0	Number 0

Pell grant status (undergraduates only) ⓘ NON-PELL GRANT RECIPIENTS <i>Designate the student as a Pell grant recipient if the student was a Pell grant recipient at any time within the applicable reporting period</i>	Number 0	Number 0	Number 0
Enrollment intensity ⓘ PART-TIME <i>For students who had multiple enrollment intensities, classify as full-time</i>	Number 0	Number 0	Number 0
Enrollment intensity ⓘ FULL-TIME <i>For students who had multiple enrollment intensities, classify as full-time</i>	Number 0	Number 0	Number 0

Calendar year 2019: Enrollment status for all degree/certificate seeking students ⓘ



c) Complete the following table

This table provides a historical comparison point for the current reporting period and since it is historical information it does not have to be updated on an annual basis. Institutions should submit responses in the early 2022 data collection process. However, if institutions need more time, they can submit responses in the early 2023 data collection process

	Number of degree/certificate seeking students enrolled during the calendar year	Number of degree/certificate seeking students who completed a program at your institution during the calendar year	Number of degree/certificate seeking students who did not complete a program at your institution during the calendar year (i.e., last enrollment record at the end of the calendar year is not a withdrawal record)
Academic level ⓘ UNDERGRADUATE STUDENTS <i>For students in both undergraduate and graduate categories, classify as a graduate student</i>	Number 0	Number 0	Number 0
Academic level ⓘ GRADUATE STUDENTS <i>For students in both undergraduate and graduate categories, classify as a graduate student</i>	Number 0	Number 0	Number 0
Pell grant status (undergraduates only) ⓘ PELL GRANT RECIPIENTS <i>Designate the student as a Pell grant recipient if the student was a Pell grant recipient at any time within the applicable reporting period</i>	Number 0	Number 0	Number 0

Pell grant status (undergraduates only) ⓘ NON-PELL GRANT RECIPIENTS <i>Designate the student as a Pell grant recipient if the student was a Pell grant recipient at any time within the applicable reporting period</i>	Number 0	Number 0	Number 0
Enrollment intensity ⓘ PART-TIME <i>For students who had multiple enrollment intensities, classify as full-time</i>	Number 0	Number 0	Number 0
Enrollment intensity ⓘ FULL-TIME <i>For students who had multiple enrollment intensities, classify as full-time</i>	Number 0	Number 0	Number 0

Enrollment - Race

- 10) Provide the unduplicated count of students who were enrolled at least once as a degree/certificate seeking student within the reporting period and their enrollment status at the end reporting period. The three statuses (completed, withdrawn, and still enrolled) need to add up to the total number of students enrolled.

Calendar year 2021: Enrollment status for all degree/certificate seeking students

- a) Complete the following table for the applicable reporting period

	Number of degree/certificate seeking students	Number of degree/certificate seeking students who completed a program at your institution during the reporting period	Number degree/certi seeking stud who did n complete de the report period but v still enrolle your institu (i.e., las enrollme record at the of the repor period is n withdraw re
Race/ethnicity (IPEDS categories) ⓘ AMERICAN INDIAN OR ALASKA NATIVE	Number 8	Number 2	Number 5
Race/ethnicity (IPEDS categories) ⓘ ASIAN	Number 6	Number 1	Number 5
Race/ethnicity (IPEDS categories) ⓘ BLACK OR AFRICAN AMERICAN	Number 130	Number 9	Number 96
Race/ethnicity (IPEDS categories) ⓘ HISPANIC/LATINO	Number 211	Number 29	Number 145
Race/ethnicity (IPEDS categories) ⓘ NATIVE HAWAIIAN OR OTHER PACIFIC ISLANDER	Number 4	Number 0	Number 1

Race/ethnicity (IPEDS categories) ⓘ WHITE	Number 573	Number 87	Number 370
Race/ethnicity (IPEDS categories) ⓘ TWO OR MORE RACES	Number 51	Number 7	Number 35
Race/ethnicity (IPEDS categories) ⓘ RACE/ETHNICITY UNKNOWN	Number 0	Number 0	Number 0
Race/ethnicity (IPEDS categories) ⓘ NONRESIDENT ALIEN	Number 10	Number 1	Number 9




Calendar year 2020: Enrollment status for all degree/certificate seeking students ⓘ



b) Complete the following table

This table provides a historical comparison point for the current reporting period and since it is historical information it does not have to be updated on an annual basis. Institutions should submit responses in the early 2022 data collection process. However, if institutions need more time, they can submit responses in the early 2023 data collection process

	Number of degree/certificate seeking students enrolled during the calendar year	Number of degree/certificate seeking students who completed a program at your institution during the calendar year	Number degree/certi seeking stud who did n complet calendar ye were still en at your instit (i.e., last enrollme record at the of the caler year is no withdraw re
Race/ethnicity (IPEDS categories) ⓘ AMERICAN INDIAN OR ALASKA NATIVE	Number 0	Number 0	Number 0
Race/ethnicity (IPEDS categories) ⓘ ASIAN	Number 0	Number 0	Number 0
Race/ethnicity (IPEDS categories) ⓘ BLACK OR AFRICAN AMERICAN	Number 0	Number 0	Number 0
Race/ethnicity (IPEDS categories) ⓘ HISPANIC/LATINO	Number 0	Number 0	Number 0
Race/ethnicity (IPEDS categories) ⓘ NATIVE HAWAIIAN OR OTHER PACIFIC ISLANDER	Number 0	Number 0	Number 0
Race/ethnicity (IPEDS categories) ⓘ WHITE	Number 0	Number 0	Number 0

Race/ethnicity (IPEDS categories)  TWO OR MORE RACES	Number 0	Number 0	Number 0
Race/ethnicity (IPEDS categories)  RACE/ETHNICITY UNKNOWN	Number 0	Number 0	Number 0
Race/ethnicity (IPEDS categories)  NONRESIDENT ALIEN	Number 0	Number 0	Number 0

Calendar year 2019: Enrollment status for all degree/certificate seeking students

c) Complete the following table

This table provides a historical comparison point for the current reporting period and since it is historical information it does not have to be updated on an annual basis. Institutions should submit responses in the early 2022 data collection process. However, if institutions need more time, they can submit responses in the early 2023 data collection process

	Number of degree/certificate seeking students enrolled during the calendar year	Number of degree/certificate seeking students who completed a program at your institution during the calendar year	Number degree/certificate seeking students who did not complete the calendar year were still enrolled at your institution (i.e., last enrollment record at the end of the calendar year is not a withdraw record)


Race/ethnicity (IPEDS categories) ⓘ AMERICAN INDIAN OR ALASKA NATIVE	Number 0	Number 0	Number 0
Race/ethnicity (IPEDS categories) ⓘ ASIAN	Number 0	Number 0	Number 0
Race/ethnicity (IPEDS categories) ⓘ BLACK OR AFRICAN AMERICAN	Number 0	Number 0	Number 0
Race/ethnicity (IPEDS categories) ⓘ HISPANIC/LATINO	Number 0	Number 0	Number 0
Race/ethnicity (IPEDS categories) ⓘ NATIVE HAWAIIAN OR OTHER PACIFIC ISLANDER	Number 0	Number 0	Number 0
Race/ethnicity (IPEDS categories) ⓘ WHITE	Number 0	Number 0	Number 0
Race/ethnicity (IPEDS categories) ⓘ TWO OR MORE RACES	Number 0	Number 0	Number 0
Race/ethnicity (IPEDS categories) ⓘ RACE/ETHNICITY UNKNOWN	Number 0	Number 0	Number 0
Race/ethnicity (IPEDS categories) ⓘ NONRESIDENT ALIEN	Number 0	Number 0	Number 0

Enrollment - Gender/Age

- 10) Provide the unduplicated count of students who were enrolled at least once as a degree/certificate seeking student within the reporting period and their enrollment status at the end reporting period. The three statuses (completed, withdrawn, and still enrolled) need to add up to the total number of students enrolled.

Calendar year 2021: Enrollment status for all degree/certificate seeking students

- a) Complete the following table for the applicable reporting period

	Number of degree/certificate seeking students	Number of degree/certificate seeking students who completed a program at your institution during the reporting period	Number of degree/certificate seeking students who did not complete during the reporting period but were still enrolled at your institution (i.e., last enrollment record at the end of the reporting period is not a withdraw record)
Gender (IPEDS categories)  WOMEN	Number 428	Number 63	Number 292
Gender (IPEDS categories)  MEN	Number 565	Number 73	Number 374






Age (IPEDS categories) ⓘ AGES 25 AND OLDER	Number 50	Number 15	Number 21
Age (IPEDS categories) ⓘ AGES 24 AND YOUNGER	Number 943	Number 121	Number 645
Age (IPEDS categories) ⓘ AGE NOT AVAILABLE IN ADMINISTRATIVE RECORDS (E.G., IPEDS, FAFSA, ETC.)	Number 0	Number 0	Number 0

Calendar year 2020: Enrollment status for all degree/certificate seeking students ⓘ

b) Complete the following table

This table provides a historical comparison point for the current reporting period and since it is historical information it does not have to be updated on an annual basis. Institutions should submit responses in the early 2022 data collection process. However, if institutions need more time, they can submit responses in the early 2023 data collection process

	Number of degree/certificate seeking students enrolled during the calendar year	Number of degree/certificate seeking students who completed a program at your institution during the calendar year	Number of degree/certificate seeking students who did not complete the calendar year were still enrolled at your institution (i.e., last enrollment record at the end of the calendar year is not a withdraw record)






Gender (IPEDS categories)  WOMEN	Number 0	Number 0	Number 0
Gender (IPEDS categories)  MEN	Number 0	Number 0	Number 0
Age (IPEDS categories)  AGES 25 AND OLDER	Number 0	Number 0	Number 0
Age (IPEDS categories)  AGES 24 AND YOUNGER	Number 0	Number 0	Number 0
Age (IPEDS categories)  AGE NOT AVAILABLE IN ADMINISTRATIVE RECORDS (E.G., IPEDS, FAFSA, ETC.)	Number 0	Number 0	Number 0

Calendar year 2019: Enrollment status for all degree/certificate seeking students



c) Complete the following table

This table provides a historical comparison point for the current reporting period and since it is historical information it does not have to be updated on an annual basis. Institutions should submit responses in the early 2022 data collection process. However, if institutions need more time, they can submit responses in the early 2023 data collection process

	Number of degree/certificate seeking students enrolled during the calendar year	Number of degree/certificate seeking students who completed a program at your institution during the calendar year	Number of degree/certificate seeking students who did not complete a calendar year and were still enrolled at your institution (i.e., last enrollment record at the end of the calendar year is not a withdraw record)
Gender (IPEDS categories)  WOMEN	Number 0	Number 0	Number 0
Gender (IPEDS categories)  MEN	Number 0	Number 0	Number 0
Age (IPEDS categories)  AGES 25 AND OLDER	Number 0	Number 0	Number 0
Age (IPEDS categories)  AGES 24 AND YOUNGER	Number 0	Number 0	Number 0
Age (IPEDS categories)  AGE NOT AVAILABLE IN ADMINISTRATIVE RECORDS (E.G., IPEDS, FAFSA, ETC.)	Number 0	Number 0	Number 0

FTE Positions

- 11) Provide the number of full-time equivalent (FTE) positions as of the listed reporting dates by IPEDS categories. (The number of FTE positions includes all staff regardless of whether the position is funded by Federal, State, local, or other funds—including instructional and non-instructional staff and contractors—and equals the sum of the number of full-time positions plus the full-time equivalent of the number of part-time positions).

Instructional Staff

An occupational category that is comprised of staff who are either: 1) Primarily Instruction or 2) Instruction combined with research and/or public service. The intent of the Instructional Staff category is to include all individuals whose primary occupation includes instruction at the institution.

- | | | |
|--|--|--|
| a) Full-time equivalent (FTE) positions as of November 1, 2018 | b) Full-time equivalent (FTE) positions as of November 1, 2019 | c) Full-time equivalent (FTE) positions as of November 1, 2020 |
| 59 | 59 | 58 |
| d) Full-time equivalent (FTE) positions as of November 1, 2021 | | |
| 58 | | |

Non-Instructional Staff

- | | | |
|--|--|--|
| a) Full-time equivalent (FTE) positions as of November 1, 2018 | b) Full-time equivalent (FTE) positions as of November 1, 2019 | c) Full-time equivalent (FTE) positions as of November 1, 2020 |
| 175 | 105 | 110 |
| d) Full-time equivalent (FTE) positions as of November 1, 2021 | | |
| 115 | | |

Accreditor Approval

- 12) Did your institution receive approval from your primary accreditor to offer distance education after the start of the national emergency?

a) Did your institution receive temporary approval from your primary accreditor to offer distance education?

☐ Yes☐ No

b) Did your institution receive permanent approval from your primary accreditor to offer distance education?

☐ Yes☐ No

c) Provide the name of your institution's primary accreditor that provided temporary and/or permanent approval

HLC

d) Are you accredited by an agency that does not have distance education within its scope of recognition and therefore relied on COVID-19 flexibilities to offer distance education?

☐ Yes☐ No